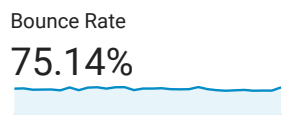
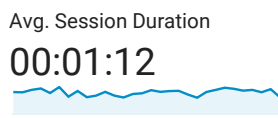
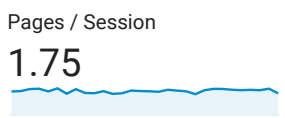
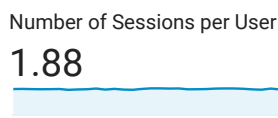
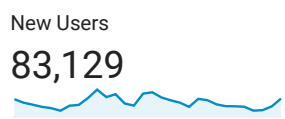
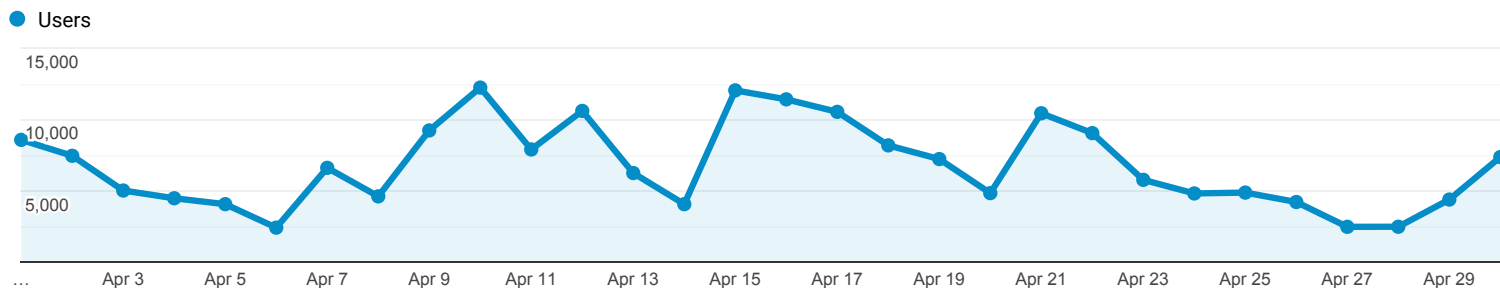


Audience Overview

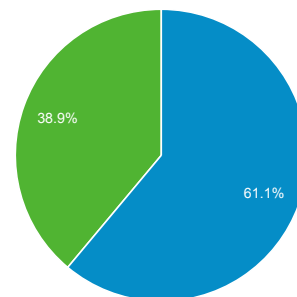
Apr 1, 2019 - Apr 30, 2019

All Users
100.00% Users

Overview



■ New Visitor ■ Returning Visitor



City	Users	% Users
1. Los Angeles	37,165	26.90%
2. Lancaster	27,943	20.22%
3. Palmdale	22,402	16.21%
4. (not set)	3,529	2.55%
5. Santa Clarita	2,965	2.15%
6. San Diego	2,315	1.68%
7. Rosamond	2,164	1.57%
8. Sacramento	1,271	0.92%
9. Riverside	976	0.71%
10. Phoenix	887	0.64%