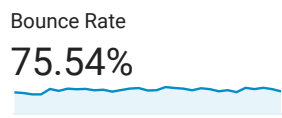
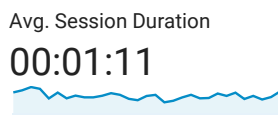
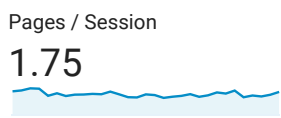
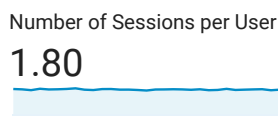
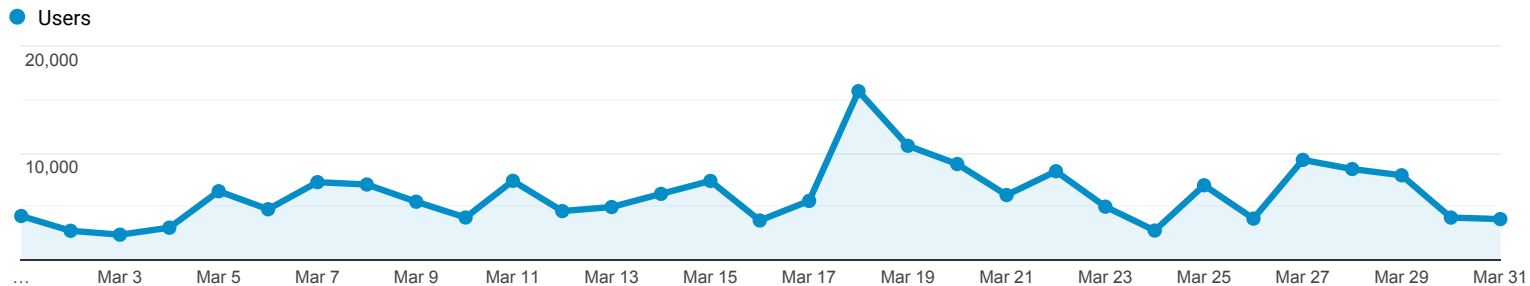


## Audience Overview

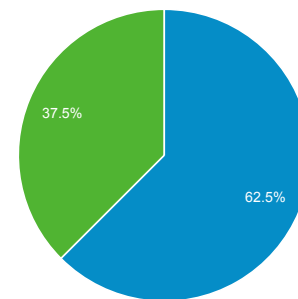
All Users  
100.00% Users

Mar 1, 2019 - Mar 31, 2019

### Overview



■ New Visitor ■ Returning Visitor



City	Users	% Users
1. Los Angeles	34,794	26.31%
2. Lancaster	25,276	19.11%
3. Palmdale	19,244	14.55%
4. (not set)	3,888	2.94%
5. San Diego	3,065	2.32%
6. Santa Clarita	2,575	1.95%
7. Rosamond	2,030	1.53%
8. Sacramento	1,160	0.88%
9. Riverside	1,111	0.84%
10. San Bernardino	1,068	0.81%